

PARTNER
FOOD BANK OF
FEEDING
AMERICA



**FOOD
BANK**
FOR LARIMER COUNTY

END HUNGER HERE

A NOTE FROM OUR CEO

For over 40 years, the Food Bank for Larimer County has been nourishing lives, connecting communities and putting fresh, nutritious meals on tables.

Throughout 2025, our hunger-relief programs provided the equivalent of more than 10 million meals to more than 50,000 food insecure people in Larimer County. This outreach couldn't have happened without the support of our community.



The people facing hunger in our community are working parents, neighbors, college students and grandparents who've spent decades working, but now find themselves on a fixed income – forced to make impossible choices on whether to buy food or pay for other necessities, like medicine.

In this report, we show you how we've been getting food out into our community over the last fiscal year (July 2024 to June 2025) and the impact that these efforts make on the lives of those who call Larimer County home. Together, we can end hunger here!

Sincerely,

A handwritten signature in black ink that reads "Amy". The signature is fluid and cursive, with a long, sweeping tail on the letter 'y'.



OUR PEOPLE

BOARD OF DIRECTORS

CHAIR– MARK DRISCOLL, Retired
VICE CHAIR– JIM MARTIN, Retired
SECRETARY– ROLLIN GOERING, Remax Alliance - FTC South
TREASURER– KIM McDANIEL, Retired

MEMBERS

Sunit Bhalla	Jennifer Johnson	Grace Taylor
Matthew Dickstein	Denise McFann	Stephen van den Heever
Ty Fulcher	Claudia Menendez	Nicole Walusis
Janet Gibbs	Teresa Nugent	

LEADERSHIP TEAM

CHIEF EXECUTIVE OFFICER– AMY PEZZANI
CHIEF DEVELOPMENT OFFICER– HEATHER BUONICONTI
PEOPLE & CULTURE DIRECTOR– TASHA AGUILAR
FINANCE DIRECTOR– ANGELA BENSON
OPERATIONS DIRECTOR– JOSH GREENE
COMMUNITY IMPACT DIRECTOR– OSIRIS MOORE



VOLUNTEERS

	INDIVIDUAL VOLUNTEERS	VOLUNTEER HOURS
FYE 2025	8,370	71,910

OUR PROGRAMS



Modeled after a grocery store, our No Cost Markets served more than 42,000 people, providing good nutrition with a choice of fresh foods.

FOR SENIORS AND KIDS



Inside the Food Bank's Nutritious Kitchen, volunteers help prepare made-from-scratch meals and snacks for older adults (60+) and children.



The food is served at locations throughout Larimer County in partnership with other local organizations.

MEALS
PROVIDED TO
OLDER ADULTS

24,581

MEALS & SNACKS
PROVIDED TO KIDS

88,885

Kids Cafe distributes
800+ meals a day
on average
during summer



OUR IMPACT

Enough food for more than
10 million meals



SNAP Assistance

Applications assisted with

SNAP Use
Local Economic Impact*

1,814

\$6,500,000

SNAP is a lifeline for more than 34,000 Larimer County residents. It's also one of the most effective forms of economic stimulus, providing a major boost when benefits are redeemed at local businesses.

*estimated

44%
of the food we distributed was
PRODUCE

WHERE DO WE GET OUR FOOD?



29%

Retail Donations

25%

Nat'l Farmer Donations

13%

USDA

14%

Nat'l Manufacturer Donations

12%

Local Donors

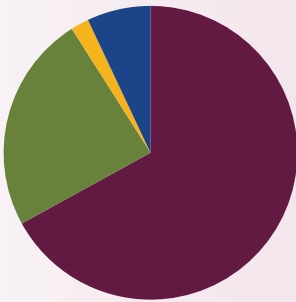
7%

Purchases

OUR FINANCES

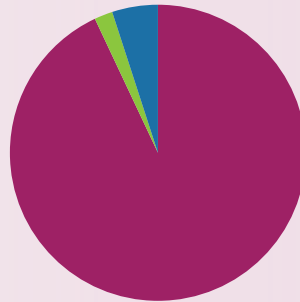
EXPENSES	\$30.4 million
REVENUE	\$32 million
ENDING NET ASSETS	\$26 million
% OF RESOURCES GOING DIRECTLY TO HUNGER-RELIEF PROGRAMS	94%
% REVENUE FROM INDIVIDUAL DONORS	59%

FUNDING SOURCES



69%	Food & In-Kind Donations	94%
	\$22,079,376	
27%	Contributions	
	\$8,523,423	
3%	Other Revenue	
	\$1,114,492	
1%	Special Events (Net)	
	\$279,707	

EXPENDITURES



94%	Program Expenses
	\$28,426,181
4%	Fundraising
	\$1,315,074
2%	Management & General
	\$691,893

AGENCY PARTNERS

As part of our Nourishing Network, other nonprofit agencies receive food for their meal programs, shelters and food pantries.

NUMBER OF AGENCY PARTNERS	POUNDS OF FOOD DISTRIBUTED TO AGENCY PARTNERS	SAVINGS FOR AGENCY PARTNERS
129	2,505,340	\$4,632,778



Food Bank Facts

Servings per year:

Individuals served: 50,000

Agency partners: 129

	% of total
Food Sources	
Retail Donations	29%
Nat'l Farmers Donations	25%
Nat'l Manufacturer Donations	14%
USDA	13%
Local Donors	12%
Purchases	7%

Donation Sources

Food & In-Kind Donations	69%
Contributions	27%
Other Revenue	3%
Special Events	1%

MISSION: Provide food to all in need through community partnerships and hunger-relief programs.

VALUES: Integrity, accountability, efficiency, dignity



FOR LARIMER COUNTY

OUR LOCATIONS:


Fort Collins Fresh Food Share No Cost Market
1301 Blue Spruce Drive
Fort Collins, CO

Loveland Fresh Food Share No Cost Market
2600 N. Lincoln Avenue
Loveland, CO

Main Warehouse & Administrative Offices*
5706 Wright Drive
Loveland, CO

Not a shopping location

OUR CLIENTS



Mariah and Nate

When SNAP benefits were delayed during the government shutdown, parents Nate and Mariah said the Food Bank became their only source of food for their family.

While the family of six has long used the Food Bank to supplement their benefits, working mom, Mariah, said it was a relief to know they could count on the No Cost Markets as a resource during an unpredictable time.

Michelle

"I'm retired and living on social security," Michelle said. "I wouldn't be able to eat (especially things like) healthy fruit. It's a lifesaver."

She shared gratitude for the grocery store partners who help to provide the Food Bank with a variety of food to distribute.

"I'm glad they're bringing it here and we're keeping it out of the landfills. Everyone wins," Michelle said.



Stephen and Candice

"We're definitely getting more fresh fruits and vegetables," said Stephen, a U.S. Navy veteran.

Stephen and his wife, Candice, sought out the Food Bank after he began losing his eyesight and his job options became more limited.

Candice said more people need to know the Food Bank is a resource.

"It's one of the things we need to get out there so that elders know more about it, disabled people know more about it, young parents," Candice said. "I wish we had known more about this (earlier)."

Stephen echoed his gratitude for the Food Bank.

"We wouldn't be able to make any ends meet. It's been a true blessing."